

8 7 6 5 4 3 2 1

REV		REVISIONS		DATE	APPROVED
		DESCRIPTION			

D

D

C

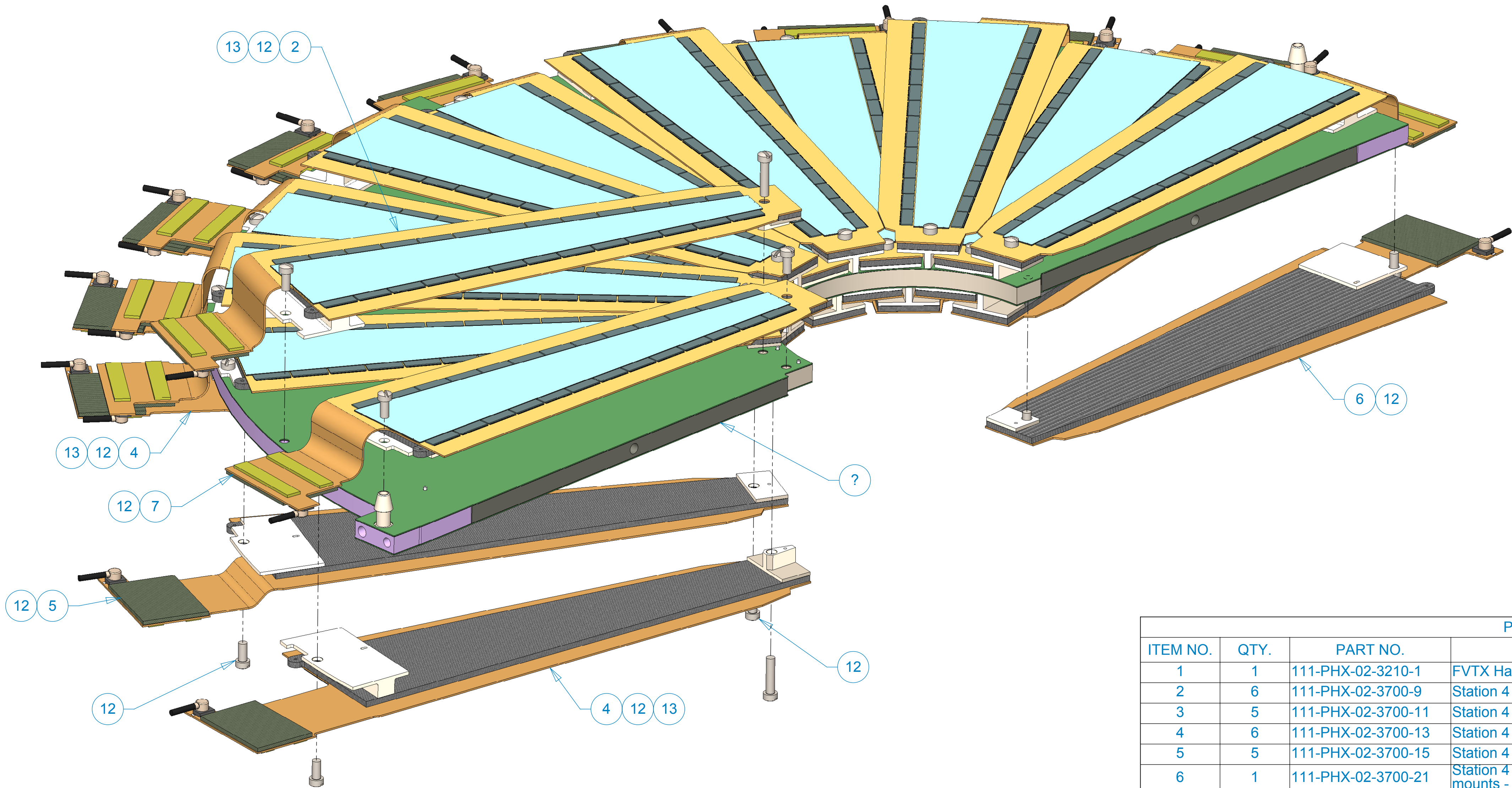
C

B

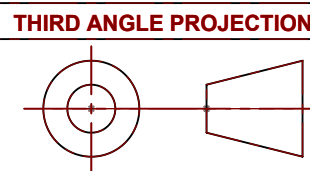
B

A

A



PARTS LIST				
ITEM NO.	QTY.	PART NO.	DESCRIPTION	MATERIAL
1	1	111-PHX-02-3210-1	FVTX Half Station 2-3-4 Support Panel Assembly	
2	6	111-PHX-02-3700-9	Station 4 Front Side Sensor Module Assembly - High	
3	5	111-PHX-02-3700-11	Station 4 Front Side Sensor Module Assembly - Low	
4	6	111-PHX-02-3700-13	Station 4 Back Side Sensor Module Assembly - High	
5	5	111-PHX-02-3700-15	Station 4 Back Side Sensor Module Assembly - Low	
6	1	111-PHX-02-3700-21	Station 4 Back Side Sensor Module Assembly trimmed mounts - Low	
7	1	111-PHX-02-3700-23	Station 4 Front Side Sensor Module Assembly - Trimmed Inner Mount - Low	
8	6	111-PHX-02-3501-1	FVTX Station 4 Extender 1A	
9	6	111-PHX-02-3502-1	FVTX Station 4 Extender 1B	
10	6	111-PHX-02-3503-1	FVTX Station 4 Extender 2A	
11	6	111-PHX-02-3504-1	FVTX Station 4 Extender 2B	
12	36		Fillister Hd Screw, #2-56 UNC-2B X 3/16"lg	Nylon
13	12		Fillister Hd Screw, #2-56 UNC-2B X 3/8"lg	Nylon



THIS DOCUMENT CONTAINS INFORMATION THAT IS THE PROPRIETARY PROPERTY OF HYTEC, INC.
REPRODUCTION, DISCLOSURE, OR RELEASE TO OTHERS, MANUALLY OR ELECTRONICALLY,
IS STRICTLY PROHIBITED WITHOUT THE PRIOR WRITTEN CONSENT OF HYTEC, INC.

UNLESS OTHERWISE SPECIFIED: DIMENSIONS ARE IN MILLIMETERS -TOLERANCES-	
DECIMALS .X = +/- .5 .XX = +/- .1 .XXX = +/- .01	ANGULAR .X = +/- .30° .XX = +/- .15° SURFACE FINISH = 250
FINISH	
PART NO. 111-PHX-02-3500-1	

CAD GENERATED DRAWING. DO NOT MANUALLY UPDATE DO NOT SCALE DRAWING		
	SIGNATURE	DATE
Designer	Roger L. Smith	8/12/2008
Drawn	Roger L. Smith	8/12/2008
Checked	Walt Sondheim	5/27/2010
Engineer	RJ Ponchione	8/12/2008
Approved	Walt Sondheim	5/27/2010

HYTEC, INC		
TITLE PHENIX CENTRAL UPGRADE FVTX HALF-STATION 4 ASSEMBLY		
DWG. NO.	SIZE	SHEET NO.
111-PHX-02-3500	D	1 of 3
SCALE 3:2	REVISION	

8 7 6 5 4 3 2 1

8 7 6 5 4 3 2 1

		REVISIONS			
REV	DESCRIPTION			DATE	APPROVED

D

C

B

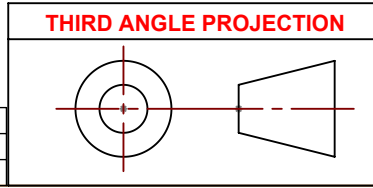
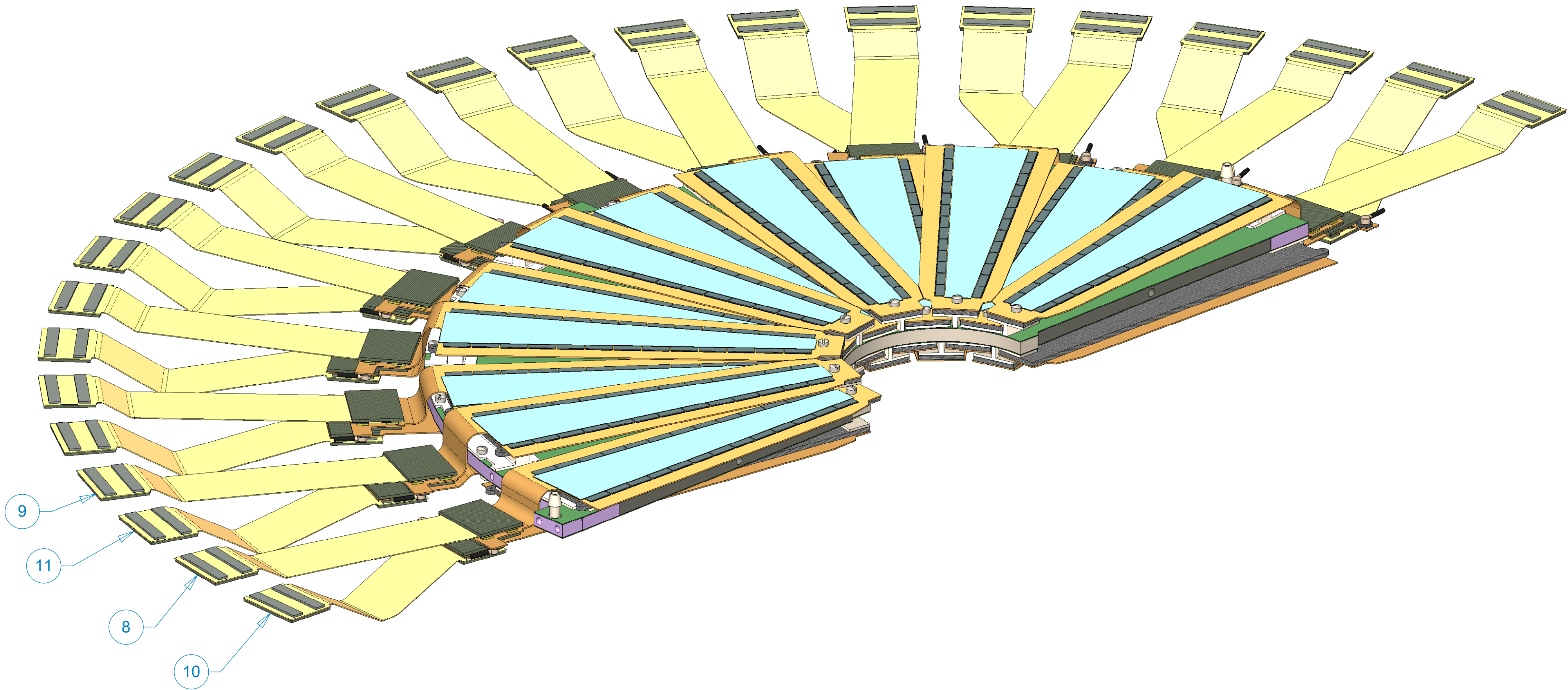
A

D

C

B

A



UNLESS OTHERWISE SPECIFIED: DIMENSIONS ARE IN MILLIMETERS -TOLERANCES-	
DECIMALS X = +/- .5 .X = +/- .1 .XX = +/- .01 .XXX = +/- .001	ANGULAR .X = +/- .30° .XX = +/- .15° SURFACE FINISH = 250
FINISH	
PART NO.	111-PHX-02-3500-1

CAD GENERATED DRAWING. DO NOT MANUALLY UPDATE DO NOT SCALE DRAWING		
	SIGNATURE	DATE
Designer	Roger L. Smith	8/12/2008
Drawn	Roger L. Smith	8/12/2008
Checked	Walt Sondheim	5/27/2010
Engineer	RJ Ponchione	8/12/2008
Approved	Walt Sondheim	5/27/2010

HYTEC, INC		
TITLE PHENIX CENTRAL UPGRADE FVTX HALF-STATION 4 ASSEMBLY		
DWG. NO.	SIZE	SHEET NO.
111-PHX-02-3500	D	2 of 3
SCALE 1:1	REVISION	

THIS DOCUMENT CONTAINS INFORMATION THAT IS THE PROPRIETARY PROPERTY OF HYTEC, INC.
REPRODUCTION, DISCLOSURE, OR RELEASE TO OTHERS, MANUALLY OR ELECTRONICALLY,
IS STRICTLY PROHIBITED WITHOUT THE PRIOR WRITTEN CONSENT OF HYTEC, INC.

8 7 6 5 4 3 2 1

8 7 6 5 4 3 2 1

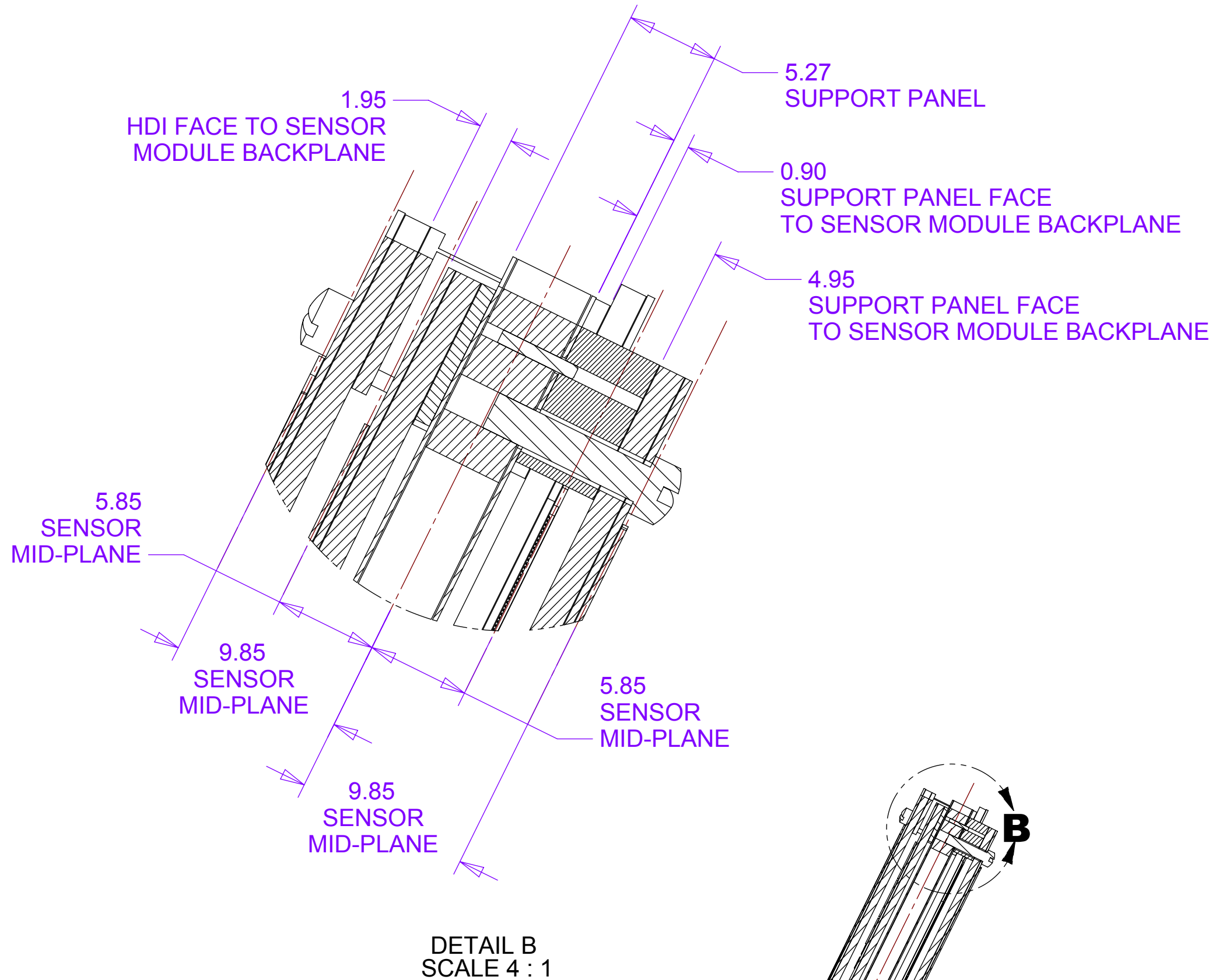
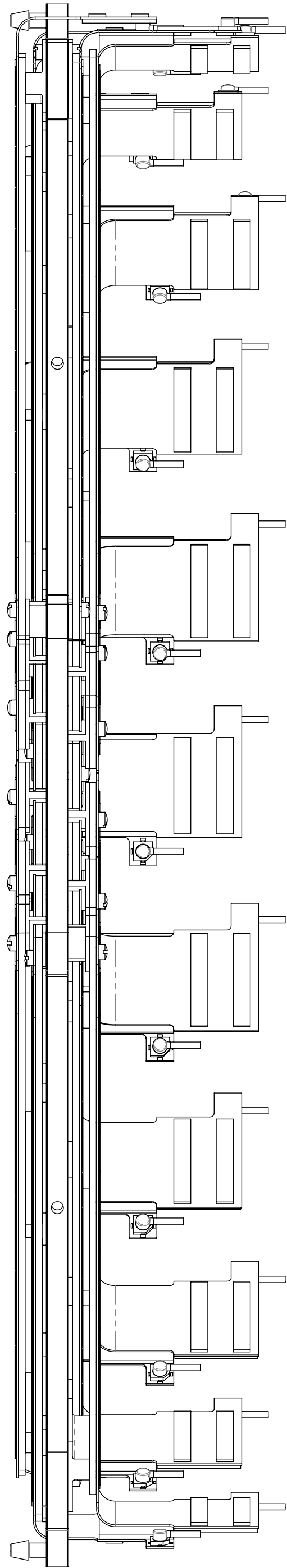
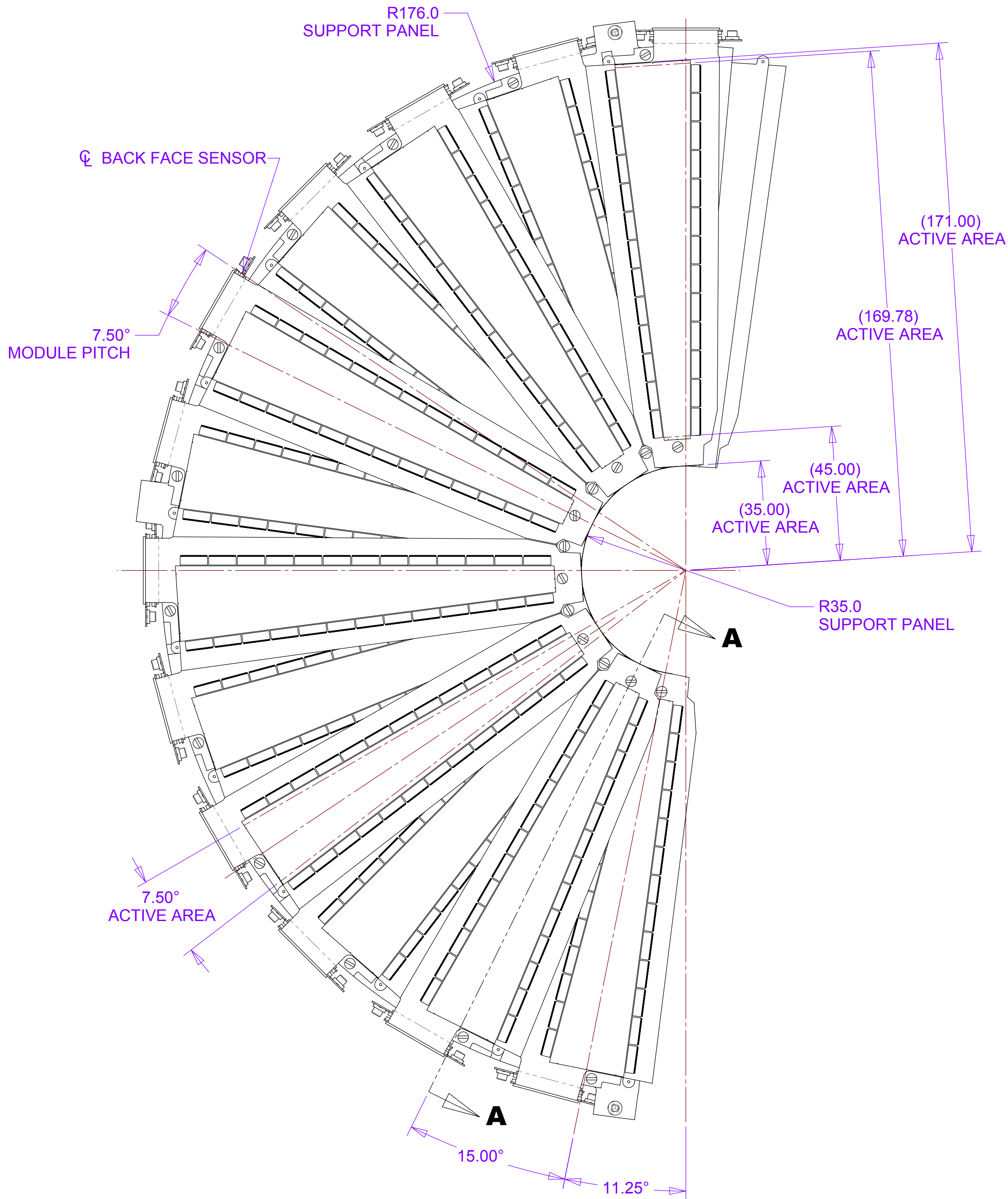
REV		REVISIONS		DATE	APPROVED
		DESCRIPTION			

D

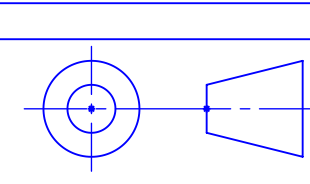
C

B

A



SECTION A-A



UNLESS OTHERWISE SPECIFIED: DIMENSIONS ARE IN MILLIMETERS -TOLERANCES-		CAD GENERATED DRAWING. DO NOT MANUALLY UPDATE DO NOT SCALE DRAWING		HYTEC, INC	
DECIMALS X = +/- .5 .X = +/- .1 .XX = +/- .01 .XXX = +/- .001	ANGULAR .X = +/- .30° .XX = +/- .15° SURFACE FINISH = 250	PART NO. 111-PHX-02-3500-1		TITLE PHENIX CENTRAL UPGRADE FVTX HALF-STATION 4 ASSEMBLY	
FINISH		DESIGNER	SIGNATURE	DATE	DWG. NO.
		Drawn	Roger L. Smith	8/12/2008	SIZE
		Checked	Walt Sondheim	5/27/2010	SHEET NO.
		Engineer	RJ Ponchione	8/12/2008	111-PHX-02-3500 D 3 of 3
		Approved	Walt Sondheim	5/27/2010	SCALE 1:1
				REVISION	

THIS DOCUMENT CONTAINS INFORMATION THAT IS THE PROPRIETARY PROPERTY OF HYTEC, INC.
REPRODUCTION, DISCLOSURE, OR RELEASE TO OTHERS, MANUALLY OR ELECTRONICALLY,
IS STRICTLY PROHIBITED WITHOUT THE PRIOR WRITTEN CONSENT OF HYTEC, INC.

8 7 6 5 4 3 2 1

D

C

B

A